

WPD 232 2X185/2X185 GN

Weidmüller Interface GmbH & Co. KG
 Klingenbergstraße 26
 D-32758 Detmold
 Germany

www.weidmueller.com

Produktbild



Klippon® Connect-Einspeisereihenklempen WPD ermöglichen eine einfache und sichere Installation von Aluminium- und Kupferleitern auf engstem Raum. Optional ist auch die Nutzung eines Stromversorgungs- oder Überwachungsanschlusses möglich. Die Einspeisereihenklempen WPD können unabhängig vom Leiterwerkstoff flexibel eingesetzt werden. Die Montage erfolgt entweder direkt oder auf einer DIN-Tragschiene TS35.

Allgemeine Bestelldaten

| | |
|------------|---|
| Ausführung | W-Reihe, Verteilerblock, Bemessungsquerschnitt: 185 mm ² , Tragschiene / Montageplatte |
| Best.-Nr. | 2502820000 |
| Typ | WPD 232 2X185/2X185 GN |
| GTIN (EAN) | 4050118516647 |
| VPE | 1 Stück |

Erstellungs-Datum 23. Februar 2023 21:30:31 MEZ

Katalogstand 18.02.2023 / Technische Änderungen vorbehalten

WPD 232 2X185/2X185 GN

Weidmüller Interface GmbH & Co. KG

Klingenbergstraße 26

D-32758 Detmold

Germany

www.weidmueller.com

Technische Daten

Abmessungen und Gewichte

| | | | |
|--------------|---------|---------------|------------|
| Tiefe | 73,5 mm | Tiefe (inch) | 2,894 inch |
| Höhe | 105 mm | Höhe (inch) | 4,134 inch |
| Breite | 67,6 mm | Breite (inch) | 2,661 inch |
| Nettogewicht | 406 g | | |

Temperaturen

| | | | |
|--------------------------------|----------------|--------------------------------|--------|
| Lagertemperatur | -25 °C...55 °C | Dauergebrauchstemperatur, min. | -50 °C |
| Dauergebrauchstemperatur, max. | 120 °C | | |

Allgemeines

| | | | |
|---------------|-----------------------------|--------|-----------------------------|
| Einbauhinweis | Tragschiene / Montageplatte | Normen | IEC 60947-7-1, UL 1059, CSA |
| Polzahl | 1 | | |

Bemessungsdaten

| | | | |
|--|---------------------|-------------------------|-----------------------------|
| Bemessungsquerschnitt | 185 mm ² | Bemessungsspannung | 1.000 V |
| Bemessungsspannung AC | 1.000 V AC | Bemessungsspannung DC | 1.000 V DC |
| Nennstrom | 353 A | Normen | IEC 60947-7-1, UL 1059, CSA |
| Durchgangswiderstand gemäß IEC 60947-7-x | 0,09 mΩ | Bemessungsstoßspannung | 8 kV |
| Verlustleistung gemäß IEC 60947-7-x | 11,3 W | Kurzzeitstromfestigkeit | 8/20 µs mit 50 kA |
| Verschmutzungsgrad | 3 | Überspannungskategorie | III |

Bemessungsdaten IECEx/ATEX

| | | | |
|------------------------------|---------------------|------------------------|------------------|
| Zertifikat-Nr. (ATEX) | CNEX18ATEX0016U | Zertifikat-Nr. (IECEX) | IECEXNEX18.0010U |
| Spannung max (ATEX) | 1100 V | Strom (ATEX) | 353 A |
| Leiterquerschnitt max (ATEX) | 185 mm ² | Spannung max (IECEX) | 1100 V |
| Strom (IECEX) | 353 A | | |

Bemessungsdaten nach UL

| | |
|------------------------|--------|
| Zertifikat-Nr. (cURus) | E60693 |
|------------------------|--------|

Systemkennwerte

| | | | |
|----------------------------------|------------------|------------------------------|------|
| Ausführung | Schraubanschluss | Abschlussplatte erforderlich | Nein |
| Anzahl der Potentiale | 1 | Anzahl der Etagen | 1 |
| Anzahl der Klemmstellen je Etage | 4 | PE-Anschluss | Nein |

Werkstoffdaten

| | | | |
|--------------------------------|-------|-------|------|
| Werkstoff | Wemid | Farbe | grün |
| Brennbarkeitsklasse nach UL 94 | V-0 | | |

weitere technische Daten

| | | | |
|---------------|-----------------------------|------------|----------|
| Einbauhinweis | Tragschiene / Montageplatte | Montageart | gerastet |
|---------------|-----------------------------|------------|----------|

Erstellungs-Datum 23. Februar 2023 21:30:31 MEZ

Katalogstand 18.02.2023 / Technische Änderungen vorbehalten

WPD 232 2X185/2X185 GN

Weidmüller Interface GmbH & Co. KG
 Klingenbergstraße 26
 D-32758 Detmold
 Germany

www.weidmueller.com

Technische Daten

Klassifikationen

| | | | |
|-------------|-------------|-------------|-------------|
| ETIM 6.0 | EC000897 | ETIM 7.0 | EC000897 |
| ETIM 8.0 | EC000897 | ECLASS 9.0 | 27-14-11-20 |
| ECLASS 9.1 | 27-14-11-20 | ECLASS 10.0 | 27-14-11-20 |
| ECLASS 11.0 | 27-14-11-20 | ECLASS 12.0 | 27-14-11-20 |

Wichtiger Hinweis

Produktthinweis Weitere Informationen finden Sie im Downloadbereich des Onlinekatalogs

Zulassungen

Zulassungen



| | |
|------------------------|-------------|
| ROHS | Konform |
| UL File Number Search | UL Webseite |
| Zertifikat-Nr. (cURus) | E60693 |

Downloads

| | |
|---|--|
| Zulassung / Zertifikat / Konformitätsdokument | CB Certificate FIMKO certificate EAC EX Certificate CCC Ex Certificate ATEX Certificate IECEx Certificate DNV Certificate UKCA Ex Certificate CE Declaration of Conformity UKCA declaration of conformity |
| Engineering-Daten | CAD data – STEP |
| Anwenderdokumentation | DATA SHEET WPD 232 StorageConditionsTerminalBlocks NTI WPD 232 |
| Kataloge | Catalogues in PDF-format |

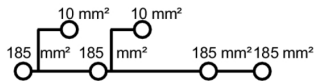
Datenblatt

WPD 232 2X185/2X185 GN

Weidmüller Interface GmbH & Co. KG
Klingenbergstraße 26
D-32758 Detmold
Germany

www.weidmueller.com

Zeichnungen



Power feed-in

Screw connection

W-Series

WPD 132 1X185/1X185 GY



| | |
|-------------------------------|-------------------|
| Width / Height / Depth | mm |
| max. current / max. conductor | A/mm ² |
| max. clamping range | mm ² |

Technical data

| | | |
|--|--|-----------------|
| Rated data | | |
| Rated voltage | V | |
| Rated current | A | |
| for wire cross-section | 185 mm ² | mm ² |
| | Auxiliary connection 6 mm ² | mm ² |
| Rated impulse withstand voltage / Pollution severity | | |
| Overvoltage category / UL 94 flammability rating | | |
| Approvals | | |
| Clamped conductors (H05V/H07V) | | |
| Solid / Stranded | 185 mm ² | mm ² |
| | Auxiliary connection 6 mm ² | mm ² |
| Flexible with ferrule | 185 mm ² | mm ² |
| | Auxiliary connection 6 mm ² | mm ² |
| Stripping length / Blade size | 185 mm ² | mm/- |
| | Auxiliary connection 6 mm ² | mm/- |
| Tightening torque | Nm | |
| Note | | |

Ordering data

| | |
|----------------|------------|
| Version | |
| | light grey |
| | blue |
| | green |
| | brown |
| | black |
| Note | |

Accessories

| | |
|-------------------------------|------------|
| Protective cover | light grey |
| End bracket | grey |
| | black |
| Screwdriver | SET |
| Identification systems | |

WPD 132

185 mm²


| | |
|-------------------|--|
| 37,5 / 73,5 / 105 | |
| 353 / 185 | |
| 25...185 | |

IEC 60947-7-1

| IEC | UL | CSA | EN 60079-7 |
|-----------|-------------------|-------------------|------------|
| 1000 | 1000 | 1000 | 1100 |
| 353 | 310 | 310 | 353 |
| 185 | AWG 4...kcmil 350 | AWG 4...kcmil 350 | 185 |
| 6 | AWG 16...8 | AWG 16...8 | 6 |
| 8 kV / 3 | | | |
| III / V-0 | | | |

| | |
|--|--|
| Rated connection | |
| 95...185 / 95...185 | |
| 1.5...10 / 1.5...10 | |
| 25...150 | |
| 1.5...6 | |
| 29 / M18 (SW 10) | |
| 10 / M4 (+/- PZ2) | |
| see appendix at the end of the chapter | |

| Type | Qty. | Order No. |
|------------------------|------|------------|
| WPD 132 1X185/1X185 GY | 1 | 2502750000 |
| WPD 132 1X185/1X185 BL | 1 | 2502760000 |
| WPD 132 1X185/1X185 GN | 1 | 2502770000 |
| WPD 132 1X185/1X185 BN | 1 | 2502780000 |
| WPD 132 1X185/1X185 BK | 1 | 2502790000 |

| Type | Qty. | Order No. |
|-------------------|------|------------|
| WPDPC X32 GY | 12 | 2503380000 |
| WEW 35/2 GR 7042 | 100 | 1859200000 |
| AEB 35 SC/1 BK | 50 | 2475310000 |
| SK WSD-S 1,5-10,0 | 1 | 9008850000 |
| DEK 5/5 MC NE WS | 1000 | 1609801044 |
| WS 8/5 MM WS | 800 | 2007150000 |

WPD 232

185 mm²


| | |
|-------------------|--|
| 67,6 / 73,5 / 105 | |
| 353 / 185 | |
| 25...185 | |

IEC 60947-7-1











| IEC | UL | CSA | EN 60079-7 |
|-----------|-------------------|-------------------|------------|
| 1000 | 1000 | 1000 | 1100 |
| 706 | 310 | 310 | 353 |
| 185 | AWG 4...kcmil 350 | AWG 4...kcmil 350 | 185 |
| 6 | AWG 16...8 | AWG 16...8 | 6 |
| 8 kV / 3 | | | |
| III / V-0 | | | |








| | |
|--|--|
| Rated connection | |
| 95...185 / 95...185 | |
| 1.5...10 / 1.5...10 | |
| 25...150 | |
| 1.5...6 | |
| 29 / M18 (SW 10) | |
| 10 / M4 (+/- PZ2) | |
| see appendix at the end of the chapter | |

| Type | Qty. | Order No. |
|------------------------|------|------------|
| WPD 232 2X185/2X185 GY | 1 | 2502800000 |
| WPD 232 2X185/2X185 BL | 1 | 2502810000 |
| WPD 232 2X185/2X185 GN | 1 | 2502820000 |
| WPD 232 2X185/2X185 BN | 1 | 2502830000 |
| WPD 232 2X185/2X185 BK | 1 | 2502840000 |



| Type | Qty. | Order No. |
|-------------------|------|------------|
| WPDPC X32 GY | 12 | 2503380000 |
| WEW 35/2 GR 7042 | 100 | 1859200000 |
| AEB 35 SC/1 BK | 50 | 2475310000 |
| SK WSD-S 1,5-10,0 | 1 | 9008850000 |
| DEK 5/5 MC NE WS | 1000 | 1609801044 |
| WS 8/5 MM WS | 800 | 2007150000 |



Conductor connection data according to IEC 60947-7-1 (Cu), UL 1059 (AL+Cu)

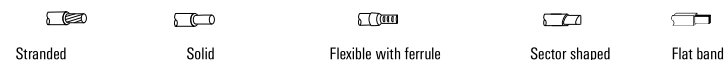
| Input (x1) / Output (x1) | Copper | | | Aluminium | |
|---|---|---|---|---|---|
| |  |  |  |  |  |
| 185 mm ² | 25 Nm | 25 Nm |  | 30,9 Nm | 30,9 Nm |
| 150 mm ² | | | | | |
| 120 mm ² | | | | | |
| 95 mm ² | | | | | |
| 70 mm ² | 20 Nm |  |  |  |  |
| 50 mm ² | | | | | |
| 35 mm ² | | | | | |
| 25 mm ² | | | | | |
| Flat band 10x15,5x0,8 mm | | | 30,9 Nm | | |
| max. current with 2 x 185 mm ² (acc. to IEC) | 706 A | | | 284 A | |
| Stripping lengths | 29 mm | | | | |
| Allen screw | M18 (SW 10 mm) | | | | |

| Input (x1) / Output (x1) | Copper | | Aluminium | |
|--|---|---|---|---|
| |  |  |  |  |
| 350 kcmil | 250Lb In. | 250Lb In. | 398Lb In. | 398Lb In. |
| 300 kcmil | | | | |
| 250 kcmil | | | | |
| AWG 3/0 | | | | |
| AWG 2/0 | 200Lb In. |  |  |  |
| AWG 1/0 | | | | |
| AWG 2 | | | | |
| AWG 4 | | | | |
| max. current with 1 x 185 mm ² (acc. to UL) | 310 A | | 250 A | |
| Stripping lengths | 29 mm | | | |
| Allen screw | M18 (SW 10 mm) | | | |

Auxiliary connection

| Copper | |
|---|---|
|  |  |
| 10 mm ² | 1,2 Nm |
| 6 mm ² | |
| 4 mm ² | |
| 2.5 mm ² | |
| 1.5 mm ² | |
| max. current | 57 A |
| Stripping lengths | 10 mm |
| screw | M4 (+/-PZ2) |

| Copper | |
|---|---|
|  |  |
| AWG 8 | 20.3Lb In. |
| AWG 10 | |
| AWG 12 | |
| AWG 14 | |
| AWG 16 | |
| max. current | 57 A |
| Stripping lengths | 10 mm |
| screw | M4 (+/- PZ2) |



Diagrams

