

WPD 304 3X25/6X16+9X10 3XBL

Weidmüller Interface GmbH & Co. KG
 Klingenbergstraße 26
 D-32758 Detmold
 Germany

www.weidmueller.com

Produktbild



Unsere Verteilerblöcke WPD 1XX kommen überall dort zum Einsatz, wo Energie eingespeist und verteilt wird. Ihr anwenderfreundliches Design sorgt für mehr Übersichtlichkeit und ermöglicht die schnelle und effiziente Umsetzung einer platzsparenden Energieversorgung.

Allgemeine Bestelldaten

Ausführung	W-Reihe, Verteilerblock, Bemessungsquerschnitt: Schraubanschluss, Tragschiene / Montageplatte
Best.-Nr.	2518340000
Typ	WPD 304 3X25/6X16+9X10 3XBL
GTIN (EAN)	4050118536942
VPE	1 Stück

Erstellungs-Datum 23. Februar 2023 21:38:14 MEZ

Katalogstand 18.02.2023 / Technische Änderungen vorbehalten

WPD 304 3X25/6X16+9X10 3XBL

Weidmüller Interface GmbH & Co. KG
 Klingenbergstraße 26
 D-32758 Detmold
 Germany

www.weidmueller.com

Technische Daten

Abmessungen und Gewichte

Tiefe	49 mm	Tiefe (inch)	1,929 inch
Höhe	68 mm	Höhe (inch)	2,677 inch
Breite	94,5 mm	Breite (inch)	3,72 inch
Nettogewicht	305 g		

Temperaturen

Lagertemperatur	-25 °C...55 °C	Dauergebrauchstemperatur, min.	-50 °C
Dauergebrauchstemperatur, max.	130 °C		

Allgemeines

Einbauhinweis	Tragschiene / Montageplatte	Normen	IEC 60947-7-1, UL 1059
Polzahl	3	Tragschiene	Montageplatte, TS 35

Bemessungsdaten

Bemessungsspannung	1.000 V	Bemessungsspannung AC	1.000 V AC
Bemessungsspannung DC	1.000 V DC	Nennstrom	164 A
Normen	IEC 60947-7-1, UL 1059		

Klemmbare Leiter (Bemessungsanschluss)

Anschlussart	Schraubanschluss	Anschlussrichtung	Keine, seitlich
--------------	------------------	-------------------	-----------------

Systemkennwerte

Ausführung	Schraubanschluss	Abschlussplatte erforderlich	Nein
Anzahl der Potentiale	3	Anzahl der Etagen	1
Anzahl der Klemmstellen je Etage	2	Anzahl der Potentiale pro Etage	3
Etagen intern gebrückt	Ja	Tragschiene	Montageplatte, TS 35
PE-Funktion	Nein	PEN-Funktion	Nein

Werkstoffdaten

Werkstoff	Wemid	Farbe	blau
Brennbarkeitsklasse nach UL 94	V-0		

weitere technische Daten

Einbauhinweis	Tragschiene / Montageplatte	Montageart	gerastet
Offene Seiten	geschlossen		

Klassifikationen

ETIM 6.0	EC000897	ETIM 7.0	EC000897
ETIM 8.0	EC000897	ECLASS 9.0	27-14-11-20
ECLASS 9.1	27-14-11-20	ECLASS 10.0	27-14-11-20
ECLASS 11.0	27-14-11-20	ECLASS 12.0	27-14-11-20

WPD 304 3X25/6X16+9X10 3XBL

Weidmüller Interface GmbH & Co. KG
 Klingenbergstraße 26
 D-32758 Detmold
 Germany

www.weidmueller.com

Technische Daten

Umweltanforderungen

REACH SVHC	Lead 7439-92-1
SCIP	9b5f0838-1f0b-4c14-9fc7-3f5e6ee75be2

Wichtiger Hinweis

Produktthinweis	Der Sockel entspricht nach UL94 der Flammbareitsklasse V-2.
-----------------	---

Zulassungen

Zulassungen



ROHS	Konform
------	---------

Downloads

Zulassung / Zertifikat / Konformitätsdokument	Attestation of Conformity CB Certificate DNV Certificate UKCA declaration of conformity
Engineering-Daten	CAD data – STEP
Anwenderdokumentation	StorageConditionsTerminalBlocks DATA SHEET WPD 304
Kataloge	Catalogues in PDF-format

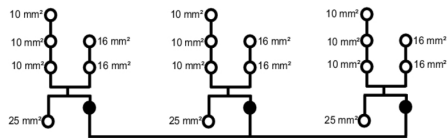
Datenblatt

WPD 304 3X25/6X16+9X10 3XBL

Weidmüller Interface GmbH & Co. KG
Klingenbergstraße 26
D-32758 Detmold
Germany

www.weidmueller.com

Zeichnungen



Power distribution

Screw connection

W-Series

WPD 104 1x25+1x16/2x16+3x10



Width / Height / Depth	mm
max. current / max. conductor	A/mm ²
max. clamping range	mm ²

Technical data

Rated data	
Rated voltage	V
Rated current	A
for wire cross-section	25 mm ² mm ²
Rated impulse withstand voltage / Pollution severity	
Overvoltage category / UL 94 flammability rating	
Approvals	
Clamped conductors (H05V/H07V)	
Solid / Stranded	25 mm ² mm ²
	16 mm ² mm ²
	10 mm ² mm ²
Flexible with ferrule	25 mm ² mm ²
	16 mm ² mm ²
	10 mm ² mm ²
Stripping length / Blade size	25 mm ² mm/-
	16 mm ² mm/-
	10 mm ² mm/-
Tightening torque	Nm
Note	

Ordering data

Version	
	grey
	blue
	red
	black
Note	

Accessories

Cross connection	
	2-pole
	3-pole
End bracket	
	dark beige
	dark beige
Screwdriver	
	SET

WPD 104

25 mm²



31.5 / 49 / 68	10 mm ²	16 mm ²	25 mm ²
101 / 25			
1.5...25			

IEC 60947-7-1 (Cu), UL 1059 (Cu+Al)

IEC	UL	CSA	EN 60079-7
1000	600	600	550
101	85	85	101
25	AWG 12...4	AWG 12...4	25
8 kV / 3			
III / V-0			

Rated connection

2.5...25 / 2.5...25
1.5...16 / 1.5...16
1.5...10 / 1.5...10
1.5...16
1.5...10
1.5...6
12 / M5
14 / M6
19 / M6

see appendix at the end of the chapter

WPD 204

25 mm²



63 / 49 / 68	10 mm ²	16 mm ²	25 mm ²
101 / 25			
1.5...25			

IEC 60947-7-1 (Cu), UL 1059 (Cu+Al)

IEC	UL	CSA	EN 60079-7
1000	600	600	550
101	85	85	101
25	AWG 12...4	AWG 12...4	25
8 kV / 3			
III / V-0			

Rated connection

2.5...25 / 2.5...25
1.5...16 / 1.5...16
1.5...10 / 1.5...10
1.5...16
1.5...10
1.5...6
12 / M5
14 / M6
19 / M6

see appendix at the end of the chapter

Type	Qty.	Order No.
WPD 104 1x25+1x16/2x16+3x10 GY	1	1562000000
WPD 104 1x25+1x16/2x16+3x10 BL	1	2518250000
WPD 104 1x25+1x16/2x16+3x10 RD	1	2725260000
WPD 104 1x25+1x16/2x16+3x10 BK	1	2725360000

Type	Qty.	Order No.
WPD 204 2X25/4X16+6X10 2XGY	1	1562150000
WPD 204 2X25/4X16+6X10 2XBL	1	2518330000
WPD 204 2x25/4x16+6x10 2xRD	1	2725290000
WPD 204 2x25/4x16+6x10 2xBK	1	2725390000

Type	Qty.	Order No.
WQB WPD X04/2	20	1561980000
WQB WPD X04/3	20	1561990000
WEW 35/2	100	1061200000
AEB 35 SC/1	50	1991920000
SDK PZ2 X 100	1	2749450000
SK WSD-S 1,5-10,0	1	9008850000

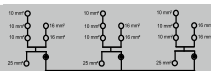
Type	Qty.	Order No.
WEW 35/2	100	1061200000
AEB 35 SC/1	50	1991920000
SDK PZ2 X 100	1	2749450000
SK WSD-S 1,5-10,0	1	9008850000

WPD 304

25 mm²



94.5 / 49 / 68
101 / 25
1.5...25



IEC 60947-7-1 (Cu), UL 1059 (Cu+Al)

IEC	UL	CSA	EN 60079-7
1000	600	600	550
101	85	85	101
25	AWG 12...4	AWG 12...4	25
8 kV / 3			
III / V-0			

Rated connection

2.5...25 / 2.5...25
1.5...16 / 1.5...16
1.5...10 / 1.5...10
1.5...16
1.5...10
1.5...6
12 / M5
14 / M6
19 / M6

see appendix at the end of the chapter




B



Type	Qty.	Order No.
WPD 304 3X25/6X16+9X10 3XGY	1	1562160000
WPD 304 3X25/6X16+9X10 3XBL	1	2518340000
WPD 304 3x25/6x16+9x10 3xRD	1	2725300000
WPD 304 3x25/6x16+9x10 3xBK	1	2725400000

Type	Qty.	Order No.
WEW 35/2	100	1061200000
AEB 35 SC/1	50	1991920000
SDK P22 X 100	1	2749450000
SK WSD-S 1,5-10,0	1	9008850000

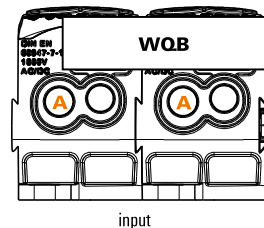
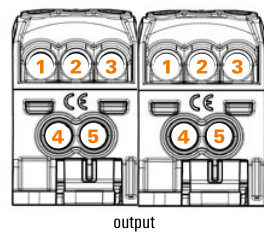


Power distribution
Screw connection

Conductor connection data according to IEC 60947-7-1 (Cu), UL 1059 (Cu+Al)

Input	connection point A			
	Copper		Aluminium*	
25 mm ²	2,5 Nm	2,5 Nm	5,1 Nm	5,1 Nm
16 mm ²				
10 mm ²				
6 mm ²				
4 mm ²				
2,5 mm ²				
1,5 mm ²				
Stripping lengths	19 mm			
Allen screw	M6			

* Values according to UL 1059

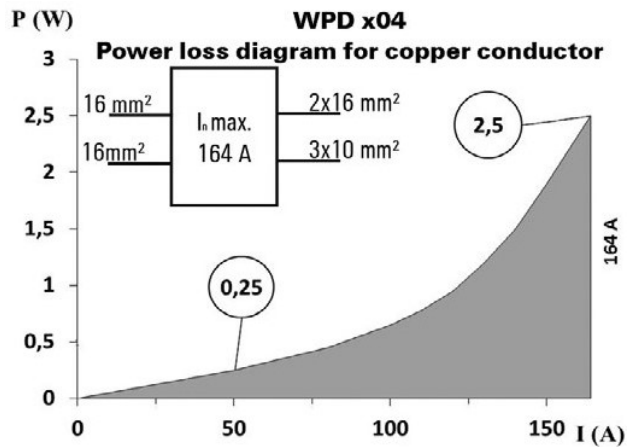


Output	connection point 1/2/3				connection point 4/5				connection point B								
	Copper		Aluminium*		Copper		Aluminium*		Copper		Aluminium*						
16 mm ²	2 Nm	2 Nm	5,1 Nm	2,5 Nm	2,5 Nm	5,1 Nm	5,1 Nm	2,5 Nm	2,5 Nm	5,1 Nm	5,1 Nm						
10 mm ²																	
6 mm ²																	
4 mm ²																	
2,5 mm ²																	
1,5 mm ²																	
Stripping lengths	12 mm				14 mm				19 mm								
Allen screw	M5				M6				M6								





* Values according to UL 1059















B



UL Rating data according to UL 1059

Certificate no. (UR)		XCFR2.E60693			
connection point A					
Input (line)	Copper		Aluminium		
					
AWG 4	22.1 Lb In.	22.1 Lb In.	45.1 Lb In.	45.1 Lb In.	
AWG 6					
AWG 8					
AWG 10					
AWG 12					
max. current	85 A	65 A	65 A	50 A	
Voltage size B,C (UR)	600 V				

output (load)	connection point 1/2/3				connection point 4/5				connection point B			
	Copper		Aluminium		Copper		Aluminium		Copper		Aluminium	
												
AWG 4	22.1 Lb In.	22.1 Lb In.	45.1 Lb In.	45.1 Lb In.	22.1 Lb In.	22.1 Lb In.	45.1 Lb In.	45.1 Lb In.	22.1 Lb In.	22.1 Lb In.	45.1 Lb In.	45.1 Lb In.
AWG 6												
AWG 8												
AWG 10												
AWG 12												
AWG 14												
AWG 16												
max. current	65 A	50 A	50 A		85 A	65 A	65 A	50 A	65 A	50 A	50 A	
Voltage size B,C (UR)	600 V											




 Mehrdrahrig Eindrahrig Feindrahrig mit Aderendhule

CSA-Bemessungsdaten nach CSA 22.2 Nr. 158

Certificate No. (CSA)		269832			
	Input		Output		
	CP* A	CP* 1/2/3	CP* 4/5	CP*B	
AWG 4	2,5 Nm.	2,5 Nm	2,5 Nm	2,5 Nm	2,5 Nm
AWG 6					
AWG 8					
AWG 10					
AWG 12					
AWG 14					
AWG 16					
max. current	85 A	50 A	50 A	65 A	
Voltage size C (CSA)	600 V				
* CP - connection point					

B

