# Metallscheibe

## Mit Senkbohrung

RoHS10

| Standardklasse T T-Toleranz±0.1 | | | Präzisionsklasse T T-Toleranz±0.01 | | M Werkstoff | S Oberflächenbehandlung | H Härte |
|---|---|---|---|---|---|---|---|
| Maß T frei wählbar | Maß T konfigurierbar | Maß konfigurierbar | Maß T konfigurierbar | Maß konfigurierbar | | | |
| - | - | FWZASS | - | - | EN 1.0038 Äquiv. | - | - |
| - | - | FWZAC | - | FWZSC | EN 1.1191 Äquiv. | - | - |
| WZAB | TWZAB | FWZAB | TWZSB | FWZSB | | Brüniert | |
| WZAM | TWZAM | FWZAM | TWZSM | FWZSM | | Chemisch vernickelt | |
| - | - | FWZAA | - | - | Aluminiumlegierung Serie 2000 | Klar eloxiert | - |
| | | FWZAAB | | | | Schwarz eloxiert | |
| WZAS | TWZAS | FWZAS | TWZSS | FWZSS | EN 1.4301 äquivalent | - | - |
| - | - | FWZACH | - | - | EN 1.1191 Äquiv. | - | 45~50HRC |
| WZABH | | FWZABH | | | | Brüniert | |
| WZAMH | | FWZAMH | | | | Chemisch vernickelt | |
| - | - | FWZASK | - | - | EN 1.2510 äquivalent | - | 55HRC~ |
| | | FWZASKB | | | | Brüniert | |
| | | FWZASKM | | | | Chemisch vernickelt | |
| WZASH | - | FWZASH | - | - | EN 1.4037 äquivalent | - | 45~50HRC |

Abhängig von Dicke und Länge, EN 1.1191 äquivalent. Gehärtete Ausführung kann weniger als 45HRC sein. Die gehärtete Ausführung aus rostfreiem Stahl (WZASH, FWZASH) kann durch das Härten verfärbt sein.

### Maß T frei wählbar

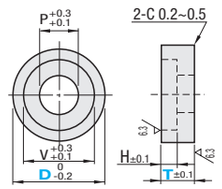


### Maß T konfigurierbar

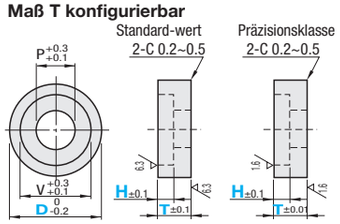


### Maß konfigurierbar

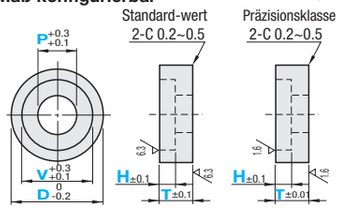


## T-Maß frei wählbar

| Teilenummer Ausführung | D | H | T Auswahl | V | P | Stückpreis WZAB | WZAM | WZAS | WZABH | WZAMH | WZASH |
|---|---|---|---|---|---|---|---|---|---|---|---|
| WZAB WZAM WZAS WZABH WZAMH WZASH | 10 | 4 | 6 8 10 | 6 | 3.5 | | | | | | |
| | 12 | 5 | 8 10 | 8 | 4.5 | | | | | | |
| | 14 | 6 | 8 10 | 10 | 5.5 | | | | | | |
| | 15 | 8 | 10 12 | 11 | 6.5 | | | | | | |
| | 20 | 8 | 10 12 15 | | | | | | | | |
| | 30 | 10 | 12 15 | 14 | 9 | | | | | | |
| | 40 | 12 | 15 20 | 18 | 11 | | | | | | |
| | 50 | 12 | 15 20 | | | | | | | | |
| | 60 | 12 | 15 20 | | | | | | | | |

## T-Maß konfigurierbar

| Teilenummer Ausführung | D | H 0.5mm-Schritte | T 0.5mm-Schritte | V | P | Stückpreis Standard-wert TWZAB | TWZAM | TWZAS | Präzisionsklasse TWZSB | TWZSM | TWZSS |
|---|---|---|---|---|---|---|---|---|---|---|---|
| Standard-wert TWZAB TWZAM TWZAS Präzisionsklasse TWZSB TWZSM TWZSS | 10 | 1.0~18.0 | 3.0~10.0 | 6 | 3.5 | | | | | | |
| | | | 10.5~20.0 | | | | | | | | |
| | 12 | | 3.0~10.0 | 8 | 4.5 | | | | | | |
| | | | 10.5~20.0 | | | | | | | | |
| | 14 | | 3.0~10.0 | 10 | 5.5 | | | | | | |
| | | | 10.5~20.0 | | | | | | | | |
| | 15 | | 3.0~10.0 | 11 | 6.5 | | | | | | |
| | | | 10.5~20.0 | | | | | | | | |
| | 20 | | 3.0~10.0 | | | | | | | | |
| | | | 10.5~20.0 | | | | | | | | |
| | 30 | | 3.0~10.0 | 14 | 9 | | | | | | |
| | | | 10.5~20.0 | | | | | | | | |

Bearbeitungsbedingungen: H+2≤T≤Px8

**Ordering Example**

• Maß T frei wählbar

| Teilenummer | - | T |
|---|---|---|
| WZAS15 | - | 10 |

• Maß T konfigurierbar

| Teilenummer | - | H | - | T |
|---|---|---|---|---|
| TWZAB10 | - | 3.5 | - | 10.0 |

## Maß konfigurierbar

| Teile-nummer | D | 0.5mm-Schritte V | P | H | T | Stückpreis Standard-wert FWZASS | FWZAC | FWZAB | FWZAM | FWZAA | FWZAAB FWZAS | FWZACH | FWZABH | FWZAMH | FWZASK | FWZASKB | FWZASKM | FWZASH | Präzisionsklasse FWZSC | FWZSB | FWZSM | FWZSS |
|---|---|---|---|---|---|---|---|---|---|---|---|---|---|---|---|---|---|---|---|---|---|---|
| Standard-wert FWZASS FWZAC FWZAB FWZAM FWZAA FWZAAB FWZAS FWZACH FWZABH FWZAMH FWZASK FWZASKB FWZASKM FWZASH Präzisionsklasse FWZSC FWZSB FWZSM FWZSS | 10.0~20.0 (0.5mm-Schritte) | 5,0~90,0 | 3,0~88,0 | 1.0~48.0 | 3.0~10.0 | | | | | | | | | | | | | | - | | | |
| | | | | | 10.5~20.0 | | | | | | | | | | | | | | | | | |
| | | | | | 20.5~30.0 | | | | | | | | | | | | | | | | | |
| | | | | | 30.5~40.0 | | | | | | | | | | | | | | | | | |
| | | | | | 40.5~50.0 | | | | | | | | | | | | | | | | | |
| | 21~30 (1mm-Schritte) | | | | 3.0~10.0 | | | | | | | | | | | | | | | | | |
| | | | | | 10.5~20.0 | | | | | | | | | | | | | | | | | |
| | | | | | 20.5~30.0 | | | | | | | | | | | | | | | | | |
| | | | | | 30.5~40.0 | | | | | | | | | | | | | | | | | |
| | | | | | 40.5~50.0 | | | | | | | | | | | | | | | | | |
| | 31~40 (1mm-Schritte) | | | | 3.0~10.0 | | | | | | | | | | | | | | | | | |
| | | | | | 10.5~20.0 | | | | | | | | | | | | | | | | | |
| | | | | | 20.5~30.0 | | | | | | | | | | | | | | | | | |
| | | | | | 30.5~40.0 | | | | | | | | | | | | | | | | | |
| | | | | | 40.5~50.0 | | | | | | | | | | | | | | | | | |
| | 41~50 (1mm-Schritte) | | | | 3.0~10.0 | | | | | | | | | | | | | | | | | |
| | | | | | 10.5~20.0 | | | | | | | | | | | | | | | | | |
| | | | | | 20.5~30.0 | | | | | | | | | | | | | | | | | |
| | | | | | 30.5~40.0 | | | | | | | | | | | | | | | | | |
| | | | | | 40.5~50.0 | | | | | | | | | | | | | | | | | |
| | 51~60 (1mm-Schritte) | | | | 3.0~10.0 | | | | | | | | | | | | | | | | | |
| | | | | | 10.5~20.0 | | | | | | | | | | | | | | | | | |
| | | | | | 20.5~30.0 | | | | | | | | | | | | | | | | | |
| | | | | | 30.5~40.0 | | | | | | | | | | | | | | | | | |
| | | | | | 40.5~50.0 | | | | | | | | | | | | | | | | | |
| | 61~80 (1mm-Schritte) | | | | 5.0~10.0 | | | | | | | | | | | | | | | | | |
| | | | | | 10.5~20.0 | | | | | | | | | | | | | | | | | |
| | | | | | 20.5~30.0 | | | | | | | | | | | | | | | | | |
| | | | | | 30.5~40.0 | | | | | | | | | | | | | | | | | |
| | | | | | 40.5~50.0 | | | | | | | | | | | | | | | | | |
| | 81~100 (1mm-Schritte) | | | | 5.0~10.0 | | | | | | | | | | | | | | | | | |
| | | | | | 10.5~20.0 | | | | | | | | | | | | | | | | | |
| | | | | | 20.5~30.0 | | | | | | | | | | | | | | | | | |
| | | | | | 30.5~40.0 | | | | | | | | | | | | | | | | | |
| | | | | | 40.5~50.0 | | | | | | | | | | | | | | | | | |

Bearbeitungsbedingungen

| D | V | P |
|---|---|---|
| Für 10~60 | V ≤ D - 2 | P ≤ V - 2 |
| Für 61~100 | V ≤ D - 4 | P ≤ V - 4 |

2≤(T-H)≤Px8 Der Wellen-Ø beträgt min. 2mm und max. Px8.

Bearbeitungsbedingungen des Werkstoffs EN 1.2510 äquivalent. (FWZASK, FWZASKB und FWZASKM)

| D | V | P |
|---|---|---|
| Für 10 | V≤D-2 | P ≤ V - 2 |
| Für 10,5~30 | V≤D-4 | |
| Für 31 ~ 60 | V≤D-6 | |
| Für 61 ~ 80 | V≤D-8 | P ≤ V - 4 |
| Für 81 ~ 100 | V≤D-10 | |

Für Größen ohne Wertangaben ist keine Spezifikation verfügbar.

**Ordering Example**

| Teilenummer | - | D | - | V | - | P | - | H | - | T |
|---|---|---|---|---|---|---|---|---|---|---|
| FWZASS | - | D25 | - | V12.0 | - | P6.0 | - | H5.5 | - | T10.5 |
| FWZSC | - | D20 | - | V10.0 | - | P5.0 | - | H5.5 | - | T15.0 |

**Alterations**

| Teilenummer | - | D | - | V | - | P | - | H | - | T | - | (TKC) |
|---|---|---|---|---|---|---|---|---|---|---|---|---|
| FWZASH | - | D15.0 | - | V10.5 | - | P6.5 | - | H12.5 | - | T18.5 | - | TKC |

| Option | Opt.-Nr. | Spez. |
|---|---|---|
| 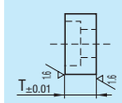 | TKC | Änderung der Toleranz von Maß T. Bestellnr. TKC T±0.1⇒±0.01 ⊗FWZAA, FWZAS und FWZASH sind für D=61~100 nicht verfügbar. Gilt nur für Ausführung mit konfigurierbarem Maß, Standardausführung (außer FWZAAB). |