

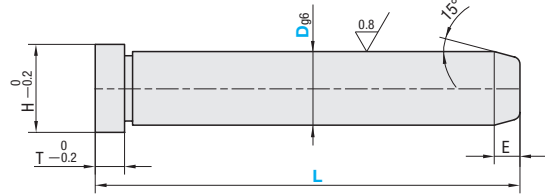
DIN
TYPE

DIN TYPE EJECTOR GUIDE PILLAR

—PLAIN / STRAIGHT TYPE—



D-GPM01



M 20Cr
H 56HRC~

Dg6	E	H	T	Part No.		L																
				Type	D	14	15	16	18	20	22	24	30	32	40							
14	7	18	8	D-GPM01	D	14	60	80	100	120	140	160	180									
15						15	16	18	20	22	24	30	32	40								
16						16	18	20	22	24	30	32	40									
18						18	20	22	24	30	32	40										
20		20	22			24	30	32	40													
22		22	24			26	30	32	40													
24		24	26			28	30	32	40													
30		30	36			15	30	32	40													
32	32	36	15	30	32	40																
40	40	48	15	30	32	40																

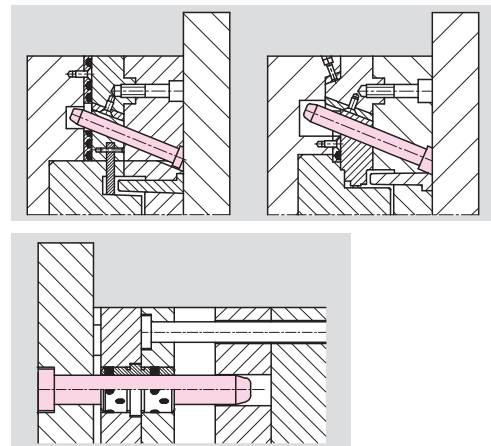


Order

Part No. — D — L
D-GPM01 — 14 — 60



Example



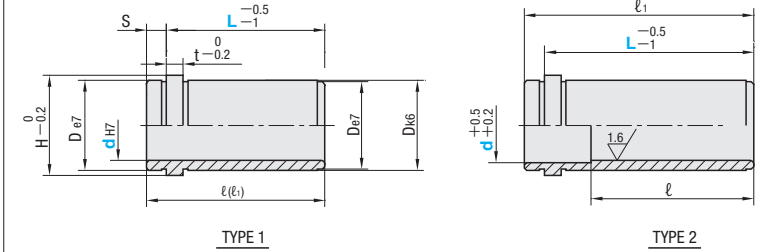
DIN
TYPE

DIN TYPE GUIDE BUSHINGS WITH CENTERING HEAD

—PLAIN TYPE—



D-GBM10



M Tool steel
H 58 HRC~

TYPE	ℓ	ℓ(ℓ1)	S	t	D	H	Part No. Type	d	L
1	12	12	3	3	14	16	D-GBM10	9	9
	15	15							12
	20	20							17
	25	25							22
	30	30							27
	39	39							36
	49	49							46
	59	59							56
2	69	69					D-GBM10	14	12
	21	21							17
	26	26							22
	31	31							27
	36	36							36
	45	45							46
	55	55							56
	65	65							66
1	75	75					D-GBM10	18	14
	26	26							17
	31	31							22
	36	36							27
	45	45							36
	55	55							46
	65	65							56
	75	75							66
2	85	85	9	6	26	31	D-GBM10	20	17
	95	95							22
	105	105							27
	125	125							36
	145	145							46
	165	165							56
	185	185							66
	205	205							76
1	215	215					D-GBM10	22	14
	26	26							17
	31	31							22
	36	36							27
	45	45							36
	55	55							46
	65	65							56
	75	75							66
2	85	85	12	10			D-GBM10	24	17
	95	95							22
	105	105							27
	125	125							36
	145	145							46
	165	165							56
	185	185							66
	205	205							76
1	215	215					D-GBM10	26	17
	26	26							22
	31	31							27
	36	36							36
	45	45							46
	55	55							56
	65	65							66
	75	75							76
2	85	85	12	10			D-GBM10	28	17
	95	95							22
	105	105							27
	125	125							36
	145	145							46
	165	165							56
	185	185							66
	205	205							76

TYPE	ℓ	ℓ(ℓ1)	S	t	D	H	Part No. Type	d	L	
2	96	125			30	35	D-GBM10	18	*116	
	145	136								
	165	156								
	31	31							22	
	36	36							27	
	45	45							36	
	55	55							46	
	65	65							56	
1	75	75	9	6	42	47	D-GBM10	20	*66	
	85	85							76	
	95	95							86	
	105	105							96	
	125	125							106	
	145	145							116	
	165	165							126	
	185	185							136	
2	116	165					D-GBM10	22	*136	
	185	176								
	205	196								
	48	48							36	
	58	58							46	
	68	68							56	
	78	78							66	
	88	88							76	
1	98	98			54	60	D-GBM10	24	*86	
	108	108							96	
	128	128							116	
	148	148							136	
	168	168							156	
	188	188							176	
	208	208							196	
	228	228							216	
2	248	248	12	10			D-GBM10	26	236	
	258	246								
	68	68							56	
	78	78							66	
	88	88							76	
	98	98							86	
	108	108							96	
	128	128							116	
1	145	145				66	72	D-GBM10	28	136
	168	156								
	188	176								
	208	196								
	228	216								
	248	236								



Order

Part No. — d — L
D-GBM10 — 18 — 17

dH7		De7		Dk6	
9	+0.015 0	14	-0.032 -0.050	14	+0.012 +0.001
10					
14	+0.018 0	20	-0.040 -0.061	20	+0.015 +0.002
15		26			
18		26			
20		30			
22	+0.021 0	30		30	+0.015 +0.002
24		30		30	
30		42	-0.050 -0.075	42	+0.018 +0.002
32		42		42	
40	+0.025 0	54		54	
42		54	-0.060 -0.090	54	+0.021 +0.002
50	+0.030 0	66		66	
52		66		66	