
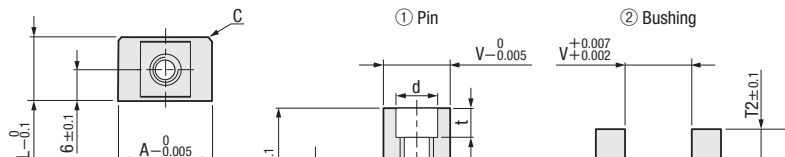


STRAIGHT BLOCK SETS

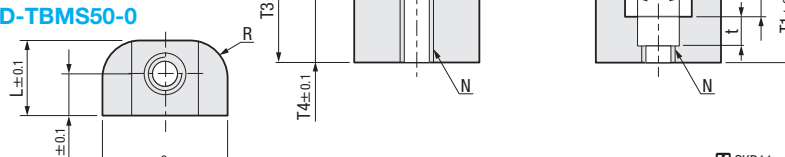
— PL SIDE FIXING TYPE —




D-TBMS50-02



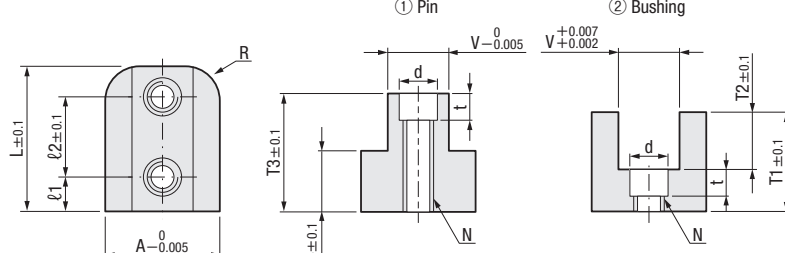
D-TBMS50-0




SKD11
54~58HRC



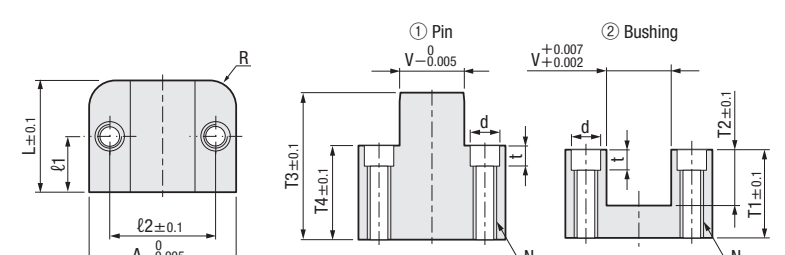
D-TBMS50-05
D-TBMS50-1



SKD11
54~58HRC




D-TBMS50-2
D-TBMS50-3



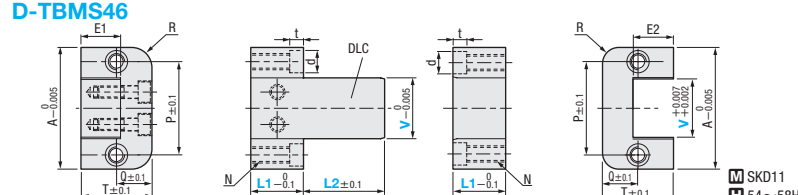
SKD11
54~58HRC

T1	T2	T3	T4	Corner R(C)	Installation bolt hole				Installation bolts	Dismounting tap hole N	V	L	A	Part No.	
					ℓ1	ℓ2	d	t						Type	No.
16	6	15.8	10	C0.5	-	-	7.5	5	M4	M5	9	12	16	D-TBMS50	02
				R5	5.5	11	22	05							
26	14.8	30	15.5	R8	-	-	11	7	M6	M8	16	18	30	D-TBMS50	0
					8	22									35
29.8	20	48.8	29.8	R8	19	35	15	9	M8	M10	20	38	75	D-TBMS50	2
39.8	25	63.8	39.8												52

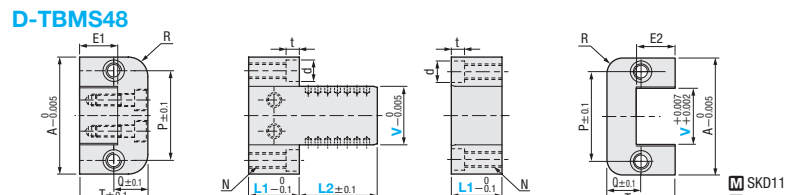
Order **Part No.**
D-TBMS50-0



D-TBMS46




D-TBMS48

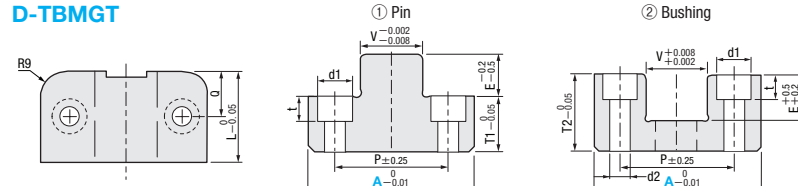


SKD11
54~58HRC

E1	E2	R	Installation bolt hole				Installation bolts	Dismounting tap hole N	T	A	Part No.		
			P	Q	d	t					Type	V	L1
11.5	12	8	30	11	11	7	M6	M8	22	45	D-TBMS46	16	20
													40
													40
19.5	20	10	46	17.5	11	7	M6	M8	35	60	D-TBMS46	30	26
													40
													63
25.5	26	12.5	74	23	18	11	M10	M12	46	100	D-TBMS48	48	36
													50
													63
35.5	36	16	114	30	20	13	M12	M16	60	150	D-TBMS48	77	56
													50
													71
												100	




D-TBMGT

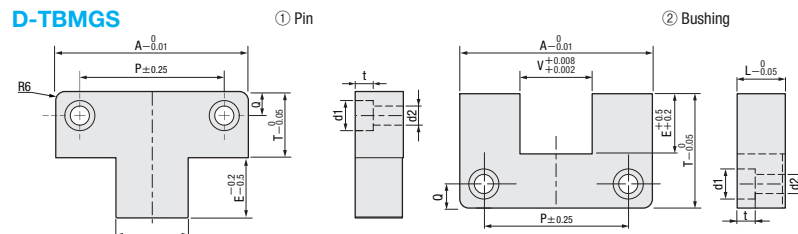


SKS3
HRC50~
Surface Treatment Fe₂O₃
SKD11
HRC56~
Surface Treatment Titanium Plating

T1	T2	Installation bolt hole					Installation bolts		V	E	L	Part No.	
		P	Q	d1	d2	t	PIN	BUSHING				Type	A
15	25	23	13	10	5.3	5.5	M5×18	M5×30	11	16	26	D-TBMGT	35
		30	15	11	6.4	6.5	M6×18	M6×30					45
		30	37.5	18	15	8.4	9	M8×25					M8×35
20	20	35	52	18	18	10.5	M10×25	M10×40	30	26	36	D-TBMGT	75
		60	70	22.5									M10×65



D-TBMGS



SKS3
HRC50~
Surface Treatment Fe₂O₃
SKD11
HRC56~
Surface Treatment Titanium Plating

T1	Installation bolt hole					Installation bolts	V	E	L	Part No.	
	P	Q	d1	d2	t					Type	A
21.5	34	11	11	7	7.5	M6×20	17	12	16	D-TBMGS	50
36	50	18	18	11	11.5	M10×25	25	17	19	D-TBMGS	75
											100
45	70	22	18	11	11.5	M10×30	35	23	25	D-TBMGS	125

Order **Part No.** - V - L1 - L2
D-TBMS46 - 16 - 20 - 20
D-TBMGT35